


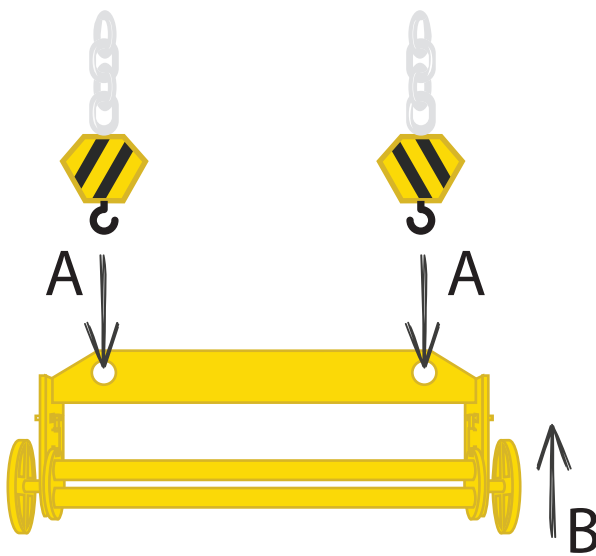
SISMO-C[®]

EXTRACTION INSTRUCTIONS



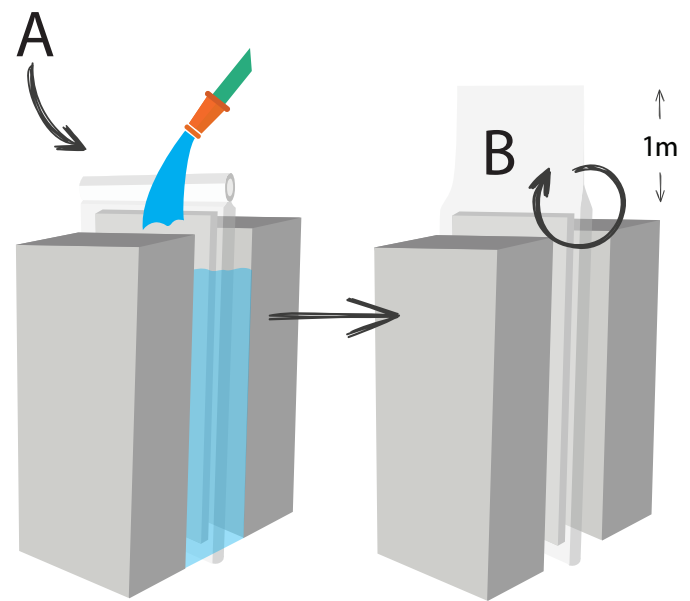
1 EXTRACTION TOOL SETTING

- Ⓐ Pick the notches with crane hooks
- Ⓑ Align the extraction tool between the both tubes



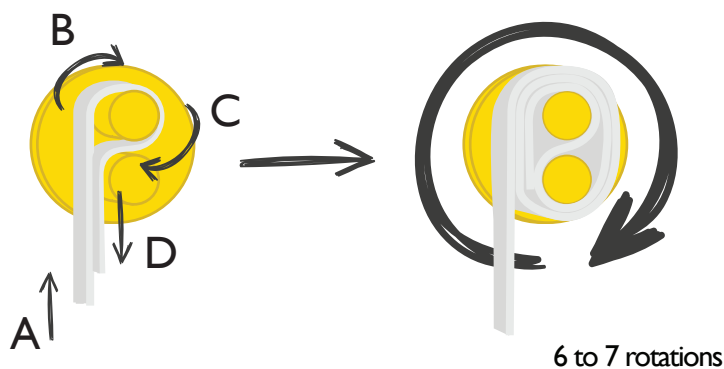
2 PANEL PRÉPARATION

- Ⓐ Soak the pannel during 8 minutes
- Ⓑ Unroll 1 meter of the polypropylene slipcover



3 SLIPCOVER SETTING IN THE EXTRACTION TOOL

- Slip the slipcover between the both rollers of the extraction tool
- Carry out two full rotations, by means of the wheel



4 PULLING THE WHOLE SET

- Heave the panel by means of the extraction tool.

